















# Learning objects available to implement an individualized course







You can add the following learning objects developed in pdf, ppt or pptx format or in multimedia pdf format.




## Activities

	Assignment	The assignment activity module enables a teacher to communicate tasks, collect work and provide grades and feedback.
	Chat	The chat activity module enables participants to have text-based, real-time synchronous discussions.
	Choice	The choice activity module enables a teacher to ask a single question and offer a selection of possible responses.
	Database	The database activity module enables participants to create, maintain and search a collection of entries (i.e. records). The structure of the entries is defined by the teacher as a number of fields. Field types include checkbox, radio buttons, dropdown menu, text area, URL, picture and uploaded file.
	External tool	The external tool activity module enables students to interact with learning resources and activities on other web sites. For example, an external tool could provide access to a new activity type or learning materials from a publisher.
	Feedback	The feedback activity module enables a teacher to create a custom survey for collecting feedback from participants using a variety of question types including multiple choice, yes/no or text input.
	Forum	The forum activity module enables participants to have asynchronous discussions i.e. discussions that take place over an extended period of time.
	Glossary	The glossary activity module enables participants to create and maintain a list of definitions, like a dictionary, or to collect and organise resources or information.
	Lesson	The lesson activity module enables a teacher to deliver content and/or practice activities in interesting and flexible ways. A teacher can use the lesson to create a linear set of content pages or instructional activities that offer a variety of paths or options for the learner. In either case, teachers can choose to increase

		engagement and ensure understanding by including a variety of questions, such as multiple choice, matching and short answer. Depending on the student's choice of answer and how the teacher develops the lesson, students may progress to the next page, be taken back to a previous page or redirected down a different path entirely.
	Quiz	The quiz activity enables a teacher to create quizzes comprising questions of various types, including multiple choice, matching, short-answer and numerical.
	SCORM	A SCORM package is a collection of files which are packaged according to an agreed standard for learning objects. The SCORM activity module enables SCORM or AICC packages to be uploaded as a zip file and added to a course.
	Survey	The survey activity module provides a number of verified survey instruments that have been found useful in assessing and stimulating learning in online environments. A teacher can use these to gather data from their students that will help them learn about their class and reflect on their own teaching.
	Wiki	The wiki activity module enables participants to add and edit a collection of web pages. A wiki can be collaborative, with everyone being able to edit it, or individual, where everyone has their own wiki which only they can edit
	Workshop	The workshop activity module enables the collection, review and peer assessment of students' work.

## Resources

	Book	The book module enables a teacher to create a multi-page resource in a book-like format, with chapters and subchapters. Books can contain media files as well as text and are useful for displaying lengthy passages of information which can be broken down into sections.
	File	The file module enables a teacher to provide a file as a course resource. Where possible, the file will be displayed within the course interface; otherwise students will be prompted to download it. The file may include supporting files, for example an HTML page may have embedded images or Flash objects.
	Folder	The folder module enables a teacher to display a number of related files inside a single folder, reducing scrolling on the course page. A zipped folder may be uploaded and unzipped for display, or an empty folder created and files uploaded into it.
	IMS	An IMS content package is a collection of files which are packaged according to an agreed standard so they can be reused in different systems. The IMS content package module enables such content packages to be uploaded as a zip file and added to a course as a resource.

	<p>Label</p>	<p>The label module enables text and multimedia to be inserted into the course page in between links to other resources and activities. Labels are very versatile and can help to improve the appearance of a course if used thoughtfully.</p>
	<p>Page</p>	<p>The page module enables a teacher to create a web page resource using the text editor. A page can display text, images, sound, video, web links and embedded code, such as Google maps.</p>
	<p>URL</p>	<p>The URL module enables a teacher to provide a web link as a course resource. Anything that is freely available online, such as documents or images, can be linked to; the URL doesn't have to be the home page of a website. The URL of a particular web page may be copied and pasted or a teacher can use the file picker and choose a link from a repository such as Flickr, YouTube or Wikimedia (depending upon which repositories are enabled for the site).</p>